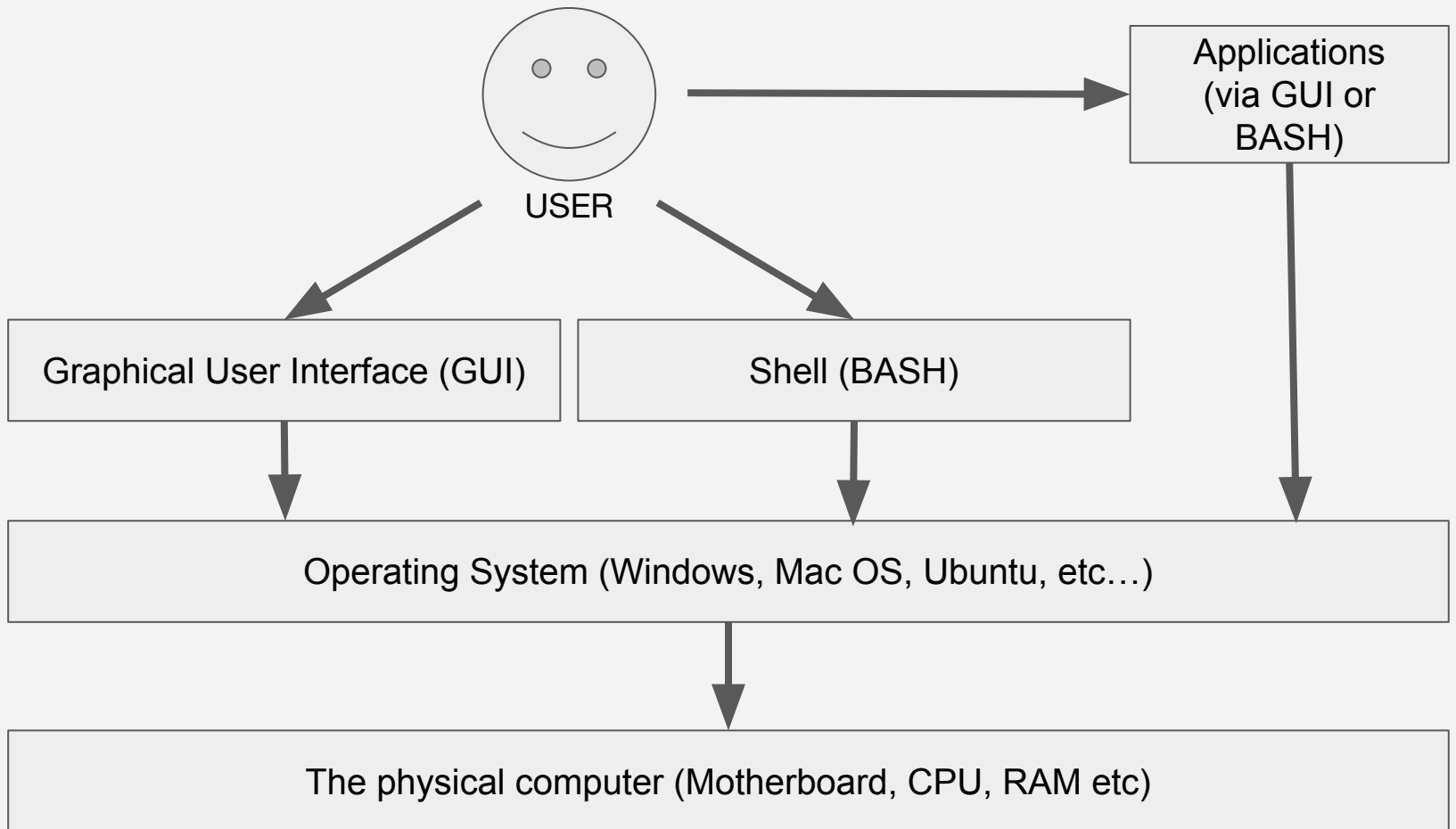


# CSc 352

# UNIX, files, and bash

Benjamin Dicken

(Slides inspired by slides from Eric Anson)



*When is using this better?*



Applications  
(via GUI or  
BASH)

*When is using this better?*

Graphical User Interface (GUI)

Shell (BASH)

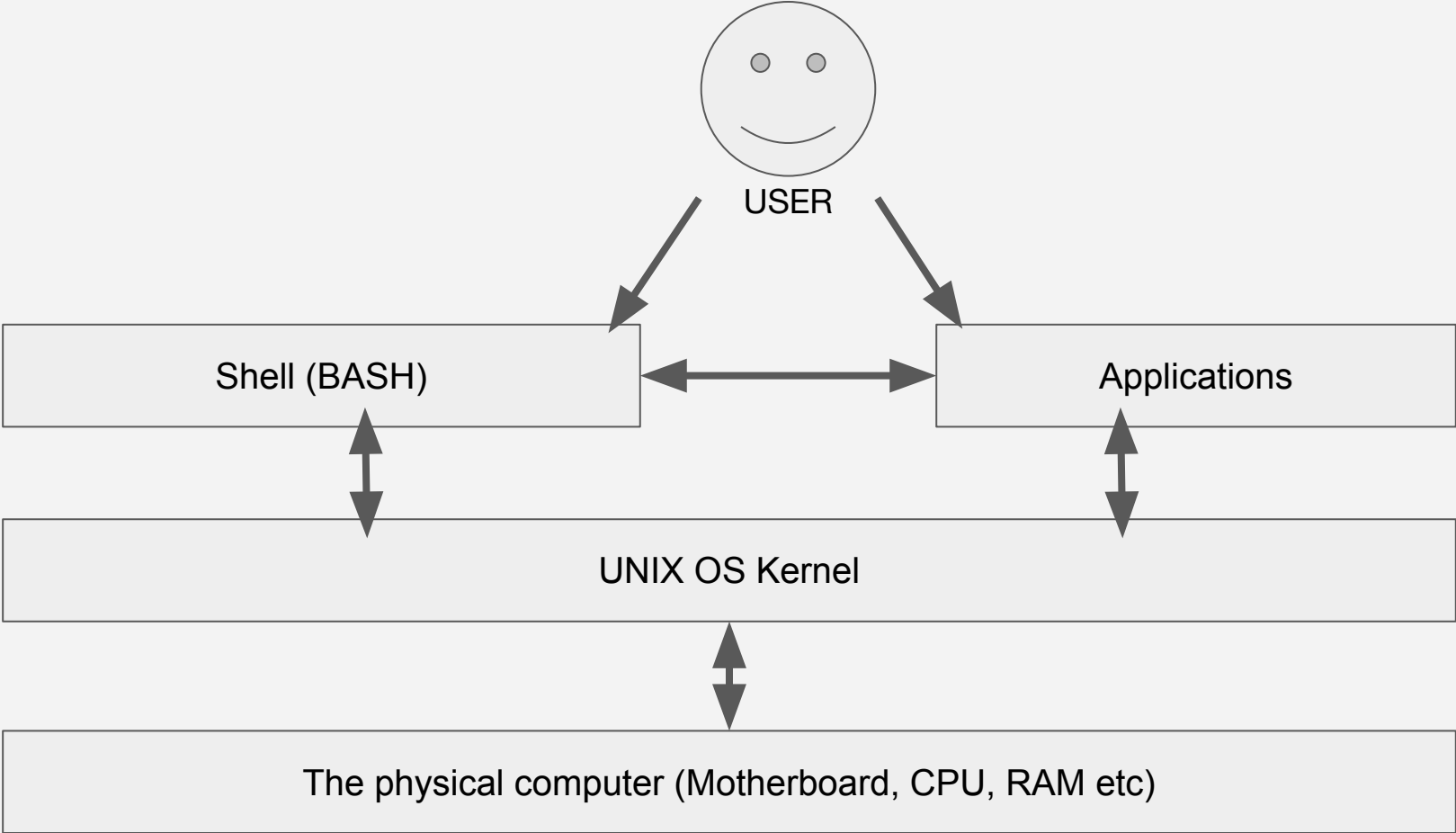
Operating System (Windows, Mac OS, Ubuntu, etc...)

The physical computer (Motherboard, CPU, RAM etc)



# UNIX - What is it?

- [Unix](#) is an operating system (OS)
- [Linux](#) is a family of Unix-like OSs, and based on the Linux kernel
- A [Unix-like](#) OS is one that has a similar design to the original unix, but might have little (or none) of the original Unix codebase.
  - Mac OS is a **Unix-like** OS
  - [Ubuntu](#), [Debian](#), [Fedora](#) are **Linux** OSs
  - Windows on its own is none of the above, though you can install the [WSL](#)



# The Shell

- A Unix **shell** is a text-based command processing program
  - Gives users ability to run commands, control computer, run apps
- Multiple options (sh, zsh, ksh, bash)
- For the Lectura component of this course, use bash, which is the default for Lectura

**echo \$SHELL**

# Bash commands

- Bash provides an “infinite loop” of waiting for and processing commands with the syntax

*command\_name*    *arguments*

- *command\_name* - the name of the command to be run (ls, pwd, cd ...)
- *arguments* - options / input to determine how the command should work (like function arguments)
- Type commands, then press **ENTER** to begin

# Running a command

- Connect to lectura, get to the shell (Bash)
- Run the following commands:

**whoami**

**ls**

**cal**

- What do these do?



# Running a command

- Now run some commands with arguments

`whoami`

`ls -l`

`cal 10 2020`

- What do these do?

# Command Line options

Most commands have options, come in a few types

## **Flag**

A boolean option that begins with a dash (enable/disable feature)

## **Named argument**

A flag, with a value following

## **Positional argument**

An argument with no flag

**\$ cal -j -A 2 1 2022**

**Command**  
*(Calendar-printing)*

**Flag**  
*(enable julian calendar)*

\$ `cal -j -A 2 1 2022`

**Named Argument**  
*(Months to include after)*

**Positional Argument**  
*(Month / Year to begin at)*

# Commands

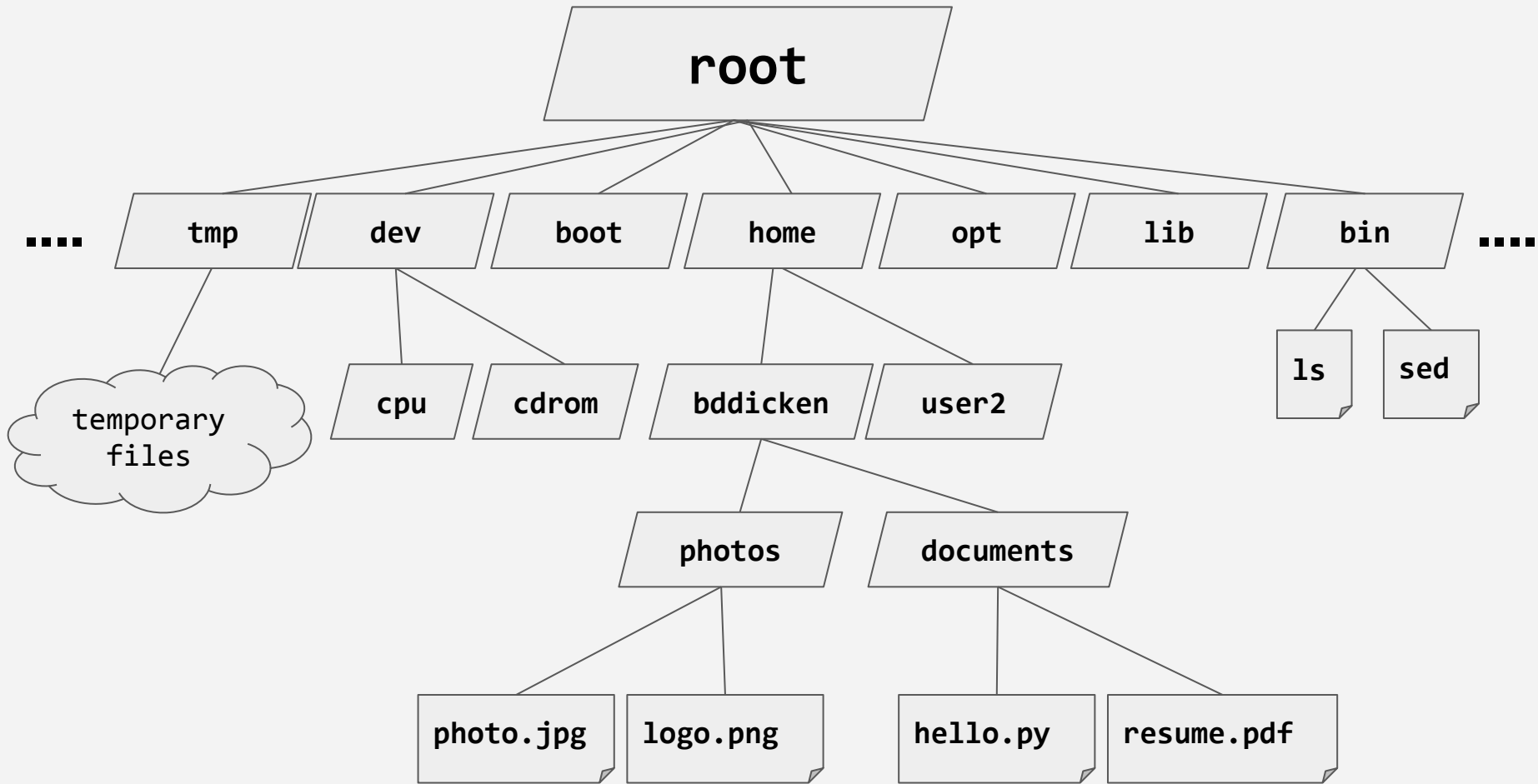
- Many commands available on UNIX systems
  - Some are built-in, some are from files
    - `$ type -t`
    - If you have the privilege, can install / create programs
- You will be exposed to many throughout this course

# The File System

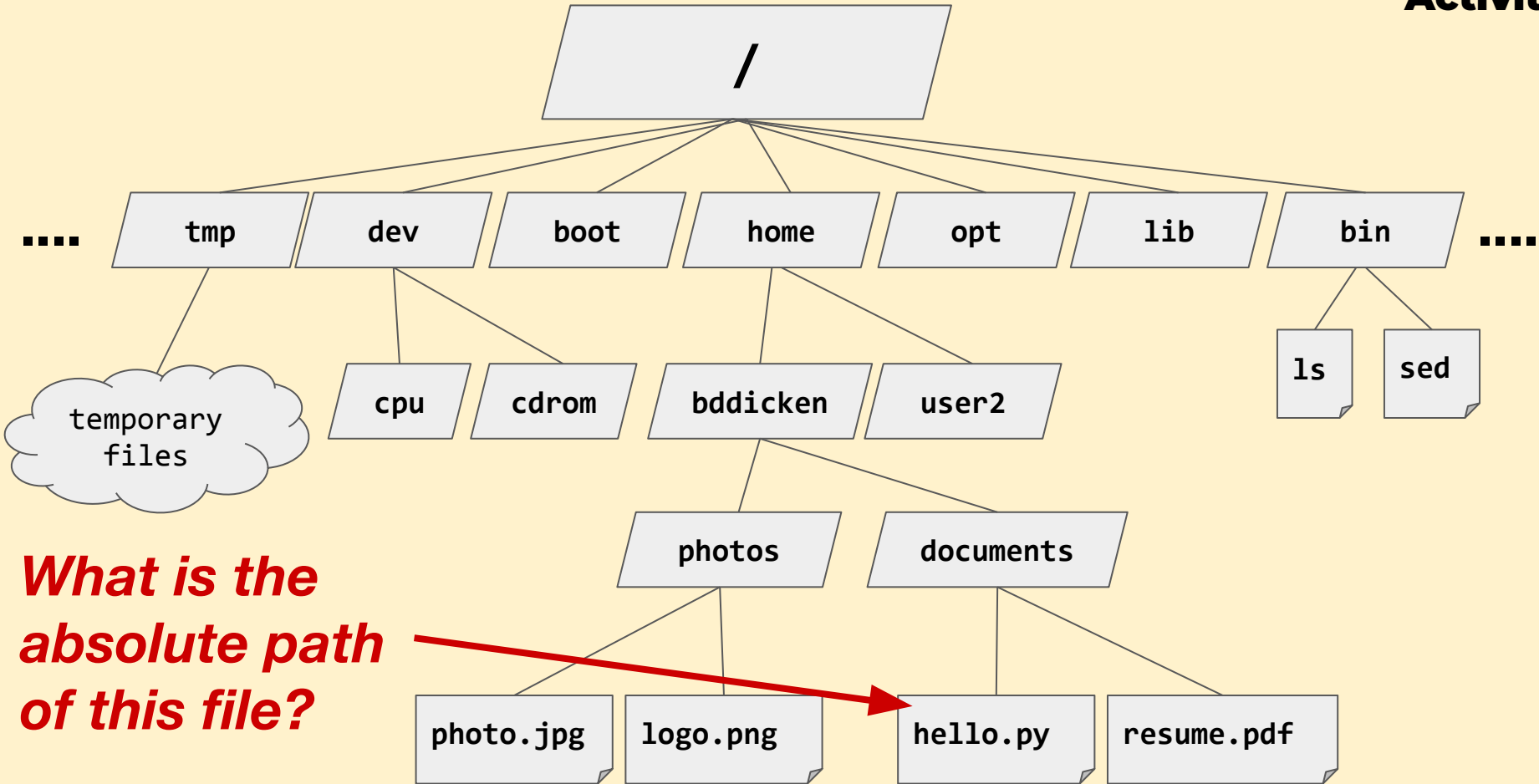
- A **File System** is a software system that defines how files are organized, stored, and retrieved on a hard drive
- Many various implementations
- Most Unix(-like) systems share a somewhat standardized, tree-like file structure

# Files

- “Everything is a File”
- Directories (folders) are just a special type of file, other files within
- Hardware files
- Files are sequences of bytes (1s and 0s) with some additional context

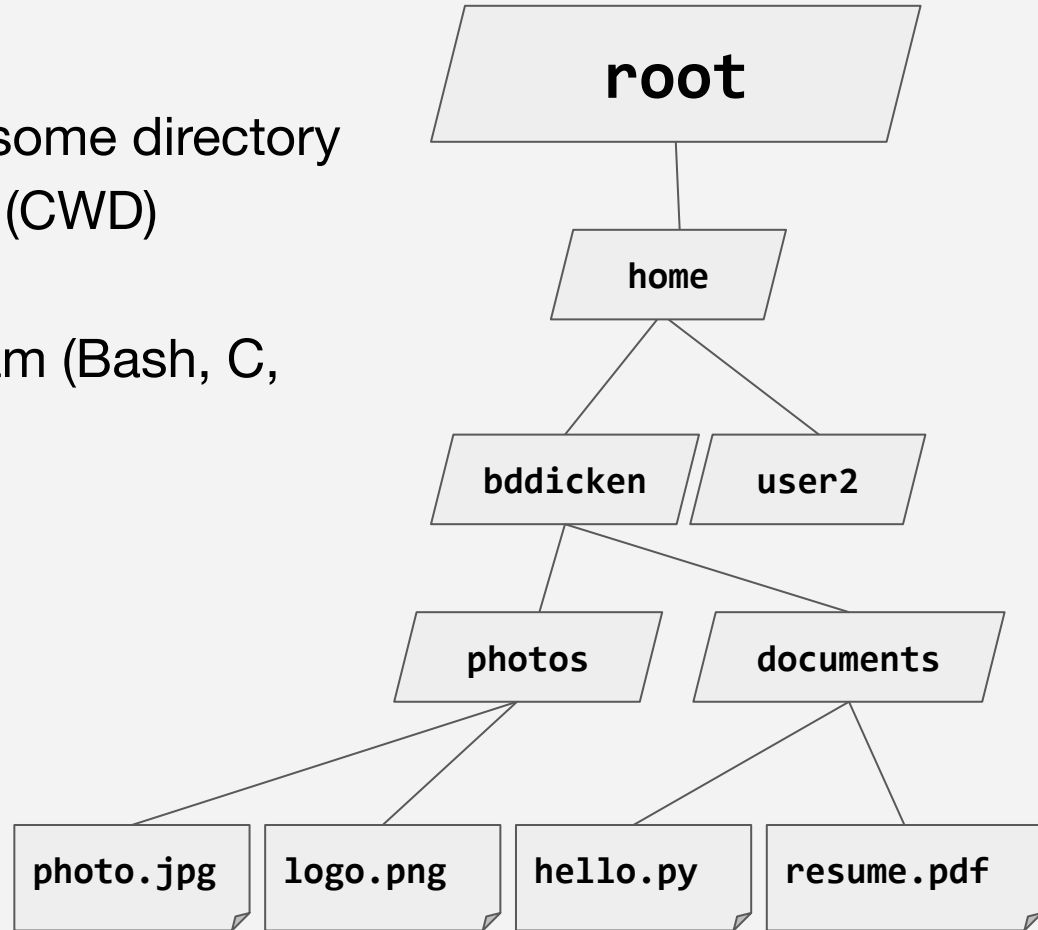


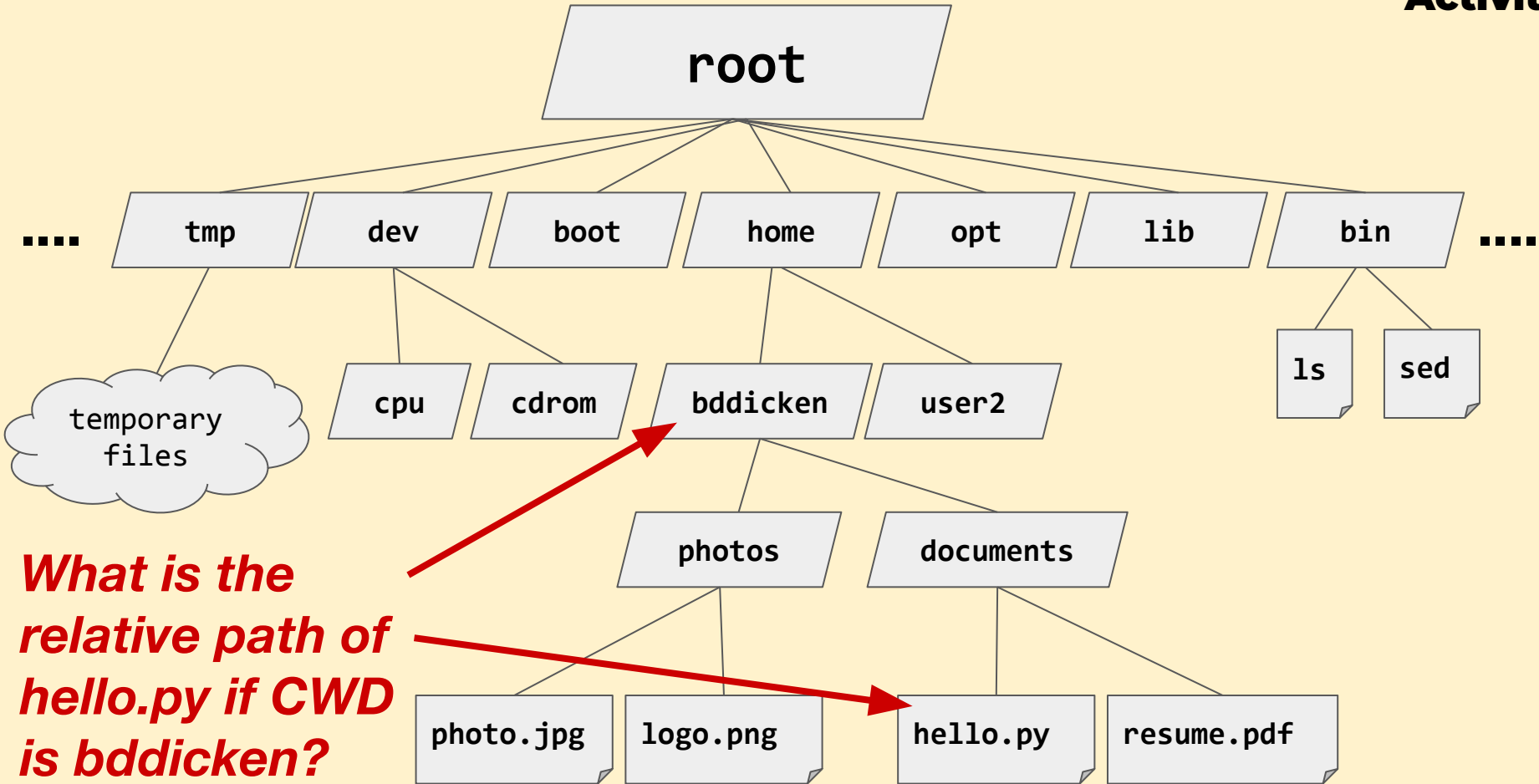




***What is the absolute path of this file?***

- In **Bash** you are always “in” some directory
- **Current-Working Directory** (CWD)
- Use the **pwd** command
- In Unix, every running program (Bash, C, python, java) has a **CWD** too
- Relative Paths
- Home directories





***What is the relative path of hello.py if CWD is bddicken?***

# Commands: Files and the File System

**cd** - change directory

Absolute or relative paths

Special symbols: ~ .. . /

**ls** - list directory content

CWD or by path

Many options: **-a -l -R ....**

Many more

**cp mv rm touch mkdir find cat ....**

Write the commands to:

1. Log into lectura
2. Create a directory named **352-py-test**
3. Within that directory, create a file named **testing.py**
4. Put **print('test')** in it
5. Run the python code!

Use: `ssh mkdir cd touch nano python3`

(If you don't have a computer, work with another, or do on-paper)

# Commands: File Editing

Variety of in-shell text editors - can use to write code!

**Vim** (my preference)

```
$ vim code.c
```

**Nano** (good for beginners)

```
$ nano code.c
```

**Emacs** (Not my primary editor, but you are welcome to use / learn)

```
$ emacs code.c
```

# Commands: File Editing

Variety of in-shell text editors - can use to write code!

**Vim** (my preference)

```
$ vim code.c
```

Another video to talk about vim!



**Nano** (good for beginners)

```
$ nano code.c
```

**Emacs** (Not my primary editor, but you are welcome to use / learn)

```
$ emacs code.c
```

# Command: SCP

SCP = Secure Copy

Copy files between computers over a network

VERY useful for this course, copying to / from Lectura

```
$ scp from_location to_location
```

```
$ scp my_code.c bddicken@lectura.cs.arizona.edu:352/pa1/
```

```
$ scp -r pa1 bddicken@lectura.cs.arizona.edu:352
```



# Command: Learning about commands

The **man** command can bring up **manual** pages for various commands on a system

```
$ man man
```

```
$ man ls
```

```
$ man ssh
```

# Input / Output

Program running on a Unix machine have three types of I/Os

## **Standard Input (stdin)**

You've used this before! The `input()` function in python

## **Standard Output (stdout)**

The text output your program produces (not including file I/O)

## **Standard Error (stderr)**

A Special type of output for error messages only

# Input / Output

Program running on a Unix machine have three types of I/Os

## **Standard Input (stdin)**

Bash default: typed text

## **Standard Output (stdout)**

Bash default: printed out

## **Standard Error (stderr)**

Bash default: printed out

# Controlling std in / out / err in bash

```
$ command > file
```

```
$ command < file
```

```
$ command >> file
```

```
$ command 1> file
```

```
$ command 2> file
```

```
$ command &> file
```

```
$ command1 | command2
```

# Controlling std in / out / err in bash

Write bash commands to do the following:

1. Save the names of all the files / directories on the root drive of the computer to a file named **root.txt**
2. Print the calendar of the current month, but only show the line with the day of the week, *append* to file named **days.txt**

# Controlling std in / out / err in bash

Write bash commands to do the following:

1. Read the **man** pages for **sort, uniq, head, tail, grep, cut**
2. MEDIUM: Get the alphabetically last word from **/usr/share/dict/words** that contains **'ii'**
3. HARDER: Get the first letters of the words from **/usr/share/dict/words** that contain the sequence **'idi'** and the letter **'z'**

# Controlling std in / out / err in bash

```
$ cat /usr/share/dict/words | grep ii | tail -1
```

```
$ cat /usr/share/dict/words | grep idi | grep z | cut -c1 | uniq
```

# Files

Files have metadata

size, permissions, owner, creation date

```
$ man ls
```

```
$ ls -ltrsh
```



```
$ ls -ltrsh
```

```
total 148M
```

```
 512 drwxr-xr-x  2 bddicken bddicken    2 Aug 27  2010 Templates
 512 drwxr-xr-x  2 bddicken bddicken    2 Aug 27  2010 Music
 512 drwxr-xr-x  2 bddicken bddicken    2 Aug 27  2010 Videos
 14K drwxr-xr-x  3 bddicken bddicken   10 Sep  4  2012 pages
7.0K -rw-r--r--  1 bddicken bddicken  427 Sep 23  2012 id_rsa.pub
 14K drwxrwxrwx 12 bddicken bddicken   13 Oct 15  2012 android-sdk-linux
 14K drwxr-xr-x  9 bddicken bddicken    9 Feb 15  2013 eclipse_workspace
 14K drwxr-xr-x  3 bddicken bddicken    9 Jun 10  2013 Pictures
 512 drwxr-xr-x  4 bddicken bddicken    4 Jun 28  2013 workspace
 512 drwxrwxr-x  3 bddicken bddicken    3 Sep  4  2013 R
 512 drwxr-xr-x  2 bddicken bddicken    3 Sep 18  2013 Public
....
```

See: <https://mason.gmu.edu/~montecin/UNIXpermiss.htm>

```
$ ls -ltrsh
```

```
total 148M
```

```
512 drwxr-xr-x 2 bddicken bddicken 2 Aug 27 2010 Templates
512 drwxr-xr-x 2 bddicken bddicken 2 Aug 27 2010 Music
512 drwxr-xr-x 2 bddicken bddicken 2 Aug 27 2010 Videos
14K drwxr-xr-x 3 bddicken bddicken 10 Sep 4 2012 pages
7.0K -rw-r--r-- 1 bddicken bddicken 427 Sep 23 2012 id_rsa.pub
14K drwxrwxrwx 12 bddicken bddicken 13 Oct 15 2012 android-sdk-linux
14K drwxr-xr-x 9 bddicken bddicken 9 Feb 15 2013 eclipse_workspace
14K drwxr-xr-x 3 bddicken bddicken 9 Jun 10 2013 Pictures
512 drwxr-xr-x 4 bddicken bddicken 4 Jun 28 2013 workspace
512 drwxrwxr-x 3 bddicken bddicken 3 Sep 4 2013 R
512 drwxr-xr-x 2 bddicken bddicken 3 Sep 18 2013 Public
```

↑  
...

**SIZE**

↑

**PERMISSION**

↑

**LINKS**

↑

**OWNER**

↑

**GROUP**

↑

**LAST MOD**

↑

**FILE / FOLDER  
NAME**

# Patterns and Globbing

\* will match any character(s)

```
$ ls *.c
```

```
$ wc bddicken*.txt > out.txt
```

[. . .] will match characters are within the brackets

```
$ ls code.[a-z]
```

```
$ mv tasks-[1-9].txt /home/bddicken/taskdir/
```

# Future UNIX topics

Stay tuned for more coverage of shell command and UNIX stuff in the future

You should be doing the TLCL readings for further UNIX command knowledge

# Announcements

- PA 1
- Did you purchase the textbook?