

CSc 352

# Text Processing and Regex

Benjamin Dicken

# Announcements

- Exam 2
- Study guide
- Review session hosted by Michael
  - Wednesday April 5, 5pm

# Processing Text

- By “processing text” (in UNIX) we mean any commands that can search, arrange, and modify text files or text streams.
- **Many** commands on a UNIX system can be used for this

`sort sed cut grep head tail sed tr awk . . .`

# Processing Text

Why should we be comfortable with text-processing?

(either in UNIX, or just with programming in-general)

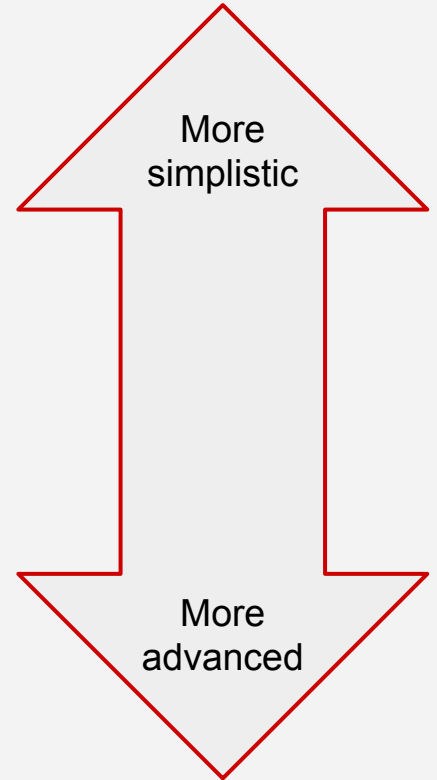
- Sifting through large log files from a program
- Manipulating data files, such as XML, CSV, JSON
- Searching for patterns, functions, keywords in large codebases  
(without an IDE)
- Web scraping
- Data cleansing

# Three tools in UNIX

**grep** - A “simple” tool for searching for patterns within a file / stream and printing out the matches

**sed** - A tool that can *manipulate* the content of files by searching for patterns, replacing text. (more “advanced” than grep)

**awk** - A programming language that can be used for text searching / processing / manipulation



# Regular Expressions

- These three tools use ***regular expressions***
- A regular expression is a *description of a pattern of text, specified with text*
- Regular expressions are not only useful for these unix tools, but in other contexts too (web dev, functionality in other languages)

Go through this tutorial! → <https://regexone.com/>

Reference → <https://www3.ntu.edu.sg/home/ehchua/programming/howto/Regexe.html>

# Regular Expressions

- Not every tool supports the exact same set of regex features
- BRE and ERE

[https://www.gnu.org/software/sed/manual/html\\_node/BRE-vs-ERE.html](https://www.gnu.org/software/sed/manual/html_node/BRE-vs-ERE.html)

- Use the -e option for ERE
- Also PCRE, use -P (with grep)

# sample.txt (use for learning regex)

the quick brown fox

The Quick Brown Fox

THE QUICK BROWN FOX

fox brown quick the

Th3 qu1ck br0wn f0x

thequickbrownfox

100 quick brown foxes

nearly 200 speedy animals

one huge intelligent brain

the briin on point

the speeeeeeeeeedy animal

the speeed of the animal

the car spewed oil



# Find every line containing "the"

```
$ grep the sample.txt
```

```
$ cat sample.txt | grep the
```

```
$ grep the < sample.txt
```

```
$ sed -n /the/p sample.txt
```

```
$ awk '/the/{print $0}' sample.txt
```

***Many ways to  
accomplish the  
exact same thing***

# Find every line containing "the"

```
$ grep the sample.txt
```

```
$ cat sample.txt | grep the
```

```
$ grep the < sample.txt
```

```
$ sed -n /the/p sample.txt
```

```
$ awk '/the/{print $0}' sample.txt
```

***These are basic  
regular  
expressions***

***Can make these  
more complex***

# Regex Special Keywords

Regex has many special keywords that represent something other than the literal character. Some of these are:

**^ \$ [ ] . + \* - \ { }**

# Beginning and end of line

The **^** and **\$** match the beginning and end of a line of input

Useful when you want search for something at the beginning of a line, end of a line, or match an entire line

For example:

```
$ grep ox$ sample.txt
```

Will search for lines that **end** with the word “**ox**”

```
the quick brown fox
The Quick Brown Fox
THE QUICK BROWN FOX
fox brown quick the
Th3 qu1ck br0wn f0x
thequickbrownfox
100 quick brown foxes
nearly 200 speedy animals
one huge intelligent brain
the briin on point
the speeeeeeeeeeeedy animal
the speeeeed of the animal
the car spewed oil
```

# Match exactly one character

The dot ( . ) matches any character at that position

Does this seem familiar?

For example:

```
$ grep br..n sample.txt
```

Will search for lines that contain a “br” followed by any two characters, and end in an “n”

```
the quick brown fox
The Quick Brown Fox
THE QUICK BROWN FOX
fox brown quick the
Th3 qu1ck br0wn f0x
thequickbrownfox
100 quick brown foxes
nearly 200 speedy animals
one huge intelligent brain
the briin on point
the speeeeeeeeeeeedy animal
the speeeeed of the animal
the car spewed oil
```

# Previous Character

- + matches **one** or more of the character that comes before it
- \* matches **zero** or more of the character that comes before it
- ? matches **zero** or **one** of the character that comes before it

For example:

```
$ grep -P sle+p sample.txt
```

Will search for lines that contain “screch”, “screech”, “screeech”, etc

```
the quick brown fox
The Quick Brown Fox
THE QUICK BROWN FOX
fox brown quick the
Th3 qu1ck br0wn f0x
thequickbrownfox
100 quick brown foxes
nearly 200 speedy animals
one huge intelligent brain
the briin on point
the speeeeeeeeeeeedy animal
the speeeeed of the animal
the car spewed oil
```

# Groups and Ranges

Use `[ ]` to specify a group of characters to match

Use `-` to specify a range within a group

For example:

```
$ grep sp[aeiou]+ch sample.txt
```

```
$ grep br[00o]wn sample.txt
```

```
the quick brown fox
The Quick Brown Fox
THE QUICK BROWN FOX
fox brown quick the
Th3 qu1ck br0wn f0x
thequickbrownfox
100 quick brown foxes
nearly 200 speedy animals
one huge intelligent brain
the briin on point
the speeeeeeeeeeeedy animal
the speeeeed of the animal
the car spewed oil
```

# What will it match?

Determine at least one string that each grep command will match

```
$ cat input.txt | grep [T-X][a-z][a-p]
```

```
Match:      Tap
```

```
Not match:  a5:)
```

```
$ cat input.txt | grep -E z[eio]+[aeiou]*
```

```
Match:      zooooooooooooo
```

```
Not Match:  dug
```

```
$ cat input.txt | grep ..[A-Za-z]..
```

```
Match:      00000
```

```
No match:   123456789
```



# What will it match?

Determine at least one string that each grep command will match

```
$ cat input.txt | grep [T-X][a-z][a-p]
```

```
Tub
```

```
$ cat input.txt | grep z[eio]+[aeiou]*
```

```
zeeaeiou
```

```
$ cat input.txt | grep ..[0971]..
```

```
br9uh
```

```
cs120
```

# Write the regex that....

- Searches for all lines start with “the”
- And end with the letter “l” (el)
- Contain at least one vowel in-between

```
the quick brown fox
The Quick Brown Fox
THE QUICK BROWN FOX
fox brown quick the
Th3 qu1ck br0wn f0x
thequickbrownfox
100 quick brown foxes
nearly 200 speedy animals
one huge intelligent brain
the briin on point
the speeeeeeeeeeeedy animal
the speeeeed of the animal
the car spewed oil
```

# Special Categories of Characters

**\d** match any digit

**\D** match any non-digit

**\w** match any alphanumeric

**\W** match any non-alphanumeric ( with -P )

**\s** match any whitespace

**\S** match any non-whitespace

**.** match any character

# Escaping

As with string literals in code, use backslash to escape special characters

For example, if you want to actually search for a period, brackets, etc.

# Grep: A Few Flags

- E** Use extended regex (or use **egrep** instead)
- O** Print only the matching part of a line
- R** Recursive-search through directories and subdirectories
- V** Print non-matching lines
- P** Use PCRE

# sed (Stream EDitor)

```
$ sed -r -n -E '/the/p' file_name.txt
```


**sed command**



**options**



**The sed  
command  
(address)**



**File name  
(don't include if  
reading from  
standard input)**



# sed Commands (Addresses)


' /the/p '

Print lines  
matching 'the'




' s/night/day/p '

Substitute  
occurrences of  
'night' with 'day'



' s/\s[a-z][a-z]\s/ ZZ /g '

Substitute two-letter  
words surrounded  
by whitespace with  
' ZZ '



See: \$ man sed

# Practical Use for Regex, grep, sed

- In the context of being a software developer working on UNIX systems
- What are some practical examples of the usefulness of regex, grep, sed?



# Process Display

Show only the username and PID for all processes running on the system, in sorted order

# Process Display

Show only the username and PID for all processes running on the system, in sorted order

```
ps aux | sed -r -n 's/([a-z]+) [ \t]+([0-9]+) .*/\1 \2/p' | sort
```

# Further Reading

<https://www.digitalocean.com/community/tutorials/the-basics-of-using-the-sed-stream-editor-to-manipulate-text-in-linux>

<https://www.digitalocean.com/community/tutorials/using-grep-regular-expressions-to-search-for-text-patterns-in-linux>